

Format of holding of specified securities

1. Name of Listed Entity: LA OPALA RG LTD. (CIN:L26101WB1987PLC042512)
2. Scrip Code - Name of Scrip -,- Class of Security Equity
3. Share Holding Pattern Filed under : Reg. 31(1)(a)/Reg. 31(1)(b)/Reg. 31(1)(c)
 - a. If under 31 (1)(b) then indicate the report for Quarter ending: 31/12/2019
 - b. If under 31(1)(c) then indicate date of allotment/extinguishment

4. **Declaration** : The Listed entity is required to submit the following declaration to the extent of submission of information:-

	Particulars	Yes*	No*
1	Whether the Listed Entity has issued any partly paid up shares?		No
2	Whether the Listed Entity has issued any Convertible Securities or Warrants?		No
3	Whether the Listed Entity has any shares against which depository receipts are issued?		No
4	Whether the Listed Entity has any shares in Locked-in?		No
5	Whether any shares held by promoters are pledge or otherwise encumbered?		No

* If the Listed Entity selects the option 'No' for the questions above, the column for the partly paid up shares, Outstanding Convertible Securities/Warrants, depository receipts, locked-in shares, No of shares pledged or otherwise encumbered by promoters, as applicable, shall not be displayed at the time of dissemination on the Stock Exchange website. Also wherever there is 'No' declared by Listed Entity in above table the values will be considered as 'Zero' by default on submission of the format of holding of specified securities.

5. The tabular format for disclosure of holding of specified securities is as follows:-





Table I - Summary Statement holding of specified securities as on 31/12/2019

Category (I)	Category of shareholder (II)	Nos. of shareholders (III)	No. of fully paid up equity shares held (IV)	No. of Partly paid-up equity shares held (V)	No. of shares underlying Depository Receipts (VI)	Total nos. shares held (VII)=(IV)+(V)+(VI)	Shareholding as a % of total no. of shares (calculated as per SCRR, 1957) (VIII) As a % of (A+B+C2)	Number of Voting Rights held in each class of securities (IX)				No of shares Underlying outstanding convertible securities (including Warrants) (X)	Shareholding as a % assuming full conversion of convertible securities (as a percentage of diluted share capital) (XI)=(VII)+(X) As a % of (A+B+C2)	Number of Locked in shares (XII)		Number of shares pledged or otherwise encumbered (XIII)		Number of equity shares held in dematerialized form (XIV)
								No of Voting Rights			Total as a % of (A+B+C)			No. (a)	As a % of total shares held (b)	No. (a)	As a % of total shares held (b)	
								Class eg:x	Class eg:y	Total								
(A)	Promoter & Promoter group	8	72865000	0	0	72865000	65.6441	72865000	0	72865000	65.6441	0	65.6441	0	0.0000	0	0.0000	72865000
(B)	Public	18180	38135000	0	0	38135000	34.3559	38135000	0	38135000	34.3559	0	34.3559	0	0.0000	NA		37503206
(C)	Non Promoter - Non Public															NA		
(C1)	Shares underlying DRs						NA									NA		
(C2)	Shares held by Employee Trusts															NA		
	Total	18188	111000000	0	0	111000000	100.0000	111000000	0	111000000	100.0000	0	100.0000	0				110368206



	Category & Name of the Shareholders (I)	PAN	(II)	Nos. of shareholders (III)	No. of fully paid up equity shares held (IV)	Partly paid-up equity shares held (V)	Nos. of shares underlying Depository Receipts (VI)	Total nos. shares held (VII)=(IV)+(V)+(VI)	Shareholding % calculated as per SCRR, 1957 As a % of (A+B+C2) (VIII)	Number of Voting Rights held in each class of securities (IX)			No of shares Underlying outstanding convertible securities (including Warrants) (X)	Shareholding as a % assuming full conversion of convertible securities (as a percentage of diluted share capital) (XI)=(VII)+(X) As a % of A+B+C2)	Number of Locked in shares (XII)		Number of shares pledged or otherwise encumbered (XIII)		Number of equity shares held in dematerialized form (XIV)	
										No of Voting Rights					No. (a)	As a % of total shares held (b)	No. (a)	As a % of total shares held (b)		
										Class x	Class y	Total								
(1)	Indian																			
(a)	Individuals/Hindu undivided Family			7	21466000	0	0	21466000	19.3387	21466000	0	21466000	19.3387	0	19.3387	0	0.0000	0	0.0000	21466000
	AJIT JHUNJHUNWALA	ACXPJ2482Q		1	8393000	0	0	8393000	7.5613	8393000	0	8393000	7.5613	0	7.5613	0	0.0000	0	0.0000	8393000
	GYANESHWARI DEVI JHUNJHUNWALA	AFPPJ5972A		1	4973000	0	0	4973000	4.4802	4973000	0	4973000	4.4802	0	4.4802	0	0.0000	0	0.0000	4973000
	SUSHIL JHUNJHUNWALA	AFLPJ5326G		1	4050000	0	0	4050000	3.6486	4050000	0	4050000	3.6486	0	3.6486	0	0.0000	0	0.0000	4050000
	SHRUTI KISHORE PURIA	AFWPK2880H		1	1750000	0	0	1750000	1.5766	1750000	0	1750000	1.5766	0	1.5766	0	0.0000	0	0.0000	1750000
	NIDHI JHUNJHUNWALA	ACQPJ4901R		1	900000	0	0	900000	0.8108	900000	0	900000	0.8108	0	0.8108	0	0.0000	0	0.0000	900000
	ABHYUDAY JHUNJHUNWALA	BKSPJ9930P		1	700000	0	0	700000	0.6306	700000	0	700000	0.6306	0	0.6306	0	0.0000	0	0.0000	700000
	ISHITA JHUNJHUNWALA	AZCPJ0541L		1	700000	0	0	700000	0.6306	700000	0	700000	0.6306	0	0.6306	0	0.0000	0	0.0000	700000
(b)	Central Government/State Government(s)																			
(c)	Financial Institutions/Banks																			
(d)	Any Other (specify)																			
	Bodies Corporate			1	51399000	0	0	51399000	46.3054	51399000	0	51399000	46.3054	0	46.3054	0	0.0000	0	0.0000	51399000
	GENESIS EXPORTS LIMITED	AAACG9811C		1	51399000	0	0	51399000	46.3054	51399000	0	51399000	46.3054	0	46.3054	0	0.0000	0	0.0000	51399000
	Sub Total			8	72865000	0	0	72865000	65.6441	72865000	0	72865000	65.6441	0	65.6441	0	0.0000	0	0.0000	72865000
(2)	Foreign																			
(a)	Individuals (Non-Resident Individuals/Foreign Individuals)																			
(b)	Government																			
(c)	Institutions																			
(d)	Foreign Portfolio Investor																			
(e)	Any Other (specify)																			
	Sub Total			0	0	0	0	0	0.0000	0	0	0	0.0000	0	0.0000	0	0.0000	0	0.0000	0
	Total Shareholding of Promoter and Promoter Group (A)=(A)(1)+(A)(2)			8	72865000	0	0	72865000	65.6441	72865000	0	72865000	65.6441	0	65.6441	0	0.0000	0	0.0000	72865000




Table III - Statement Showing shareholding pattern of the Public shareholder as on 31/12/2019


	Category & Name of the Shareholders (I)	PAN (II)	Nos. of shareholders (III)	No. of fully paid up equity shares held (IV)	Partly paid up equity shares held (V)	Nos. of shares underlying Depository Receipts (VI)	Total nos. shares held (VII)=(IV)+(V)+(VI)	Shareholding % calculated as per SCRR, 1957) As a % of (A+B+C2) (VIII)	Number of Voting Rights held in each class of securities (IX)			No of shares Underlying outstanding convertible securities (including Warrants) (X)	Shareholding as a % assuming full conversion of convertible securities (as a percentage of diluted share capital) (XI)=(VII)+(X) As a % of A+B+C2)	Number of Locked in shares (XII)		Number of shares pledged or otherwise encumbered (XIII)		Number of equity shares held in dematerialized form (XIV)	
									No of Voting Rights					Total as a % of Total Voting rights	No. (a)	As a % of total shares held (b)	No. (Not applicable) (a)		As a % of total shares held (Not applicable) (b)
									Class x	Class y	Total								
(1)	Institutions																		
(a)	Mutual Funds / UTI		4	9326036	0	0	9326036	8.4018	9326036	0	9326036	8.4018	0	8.4018	0	0.0000	NA		9326036
	UTI - EQUITY FUND	AAATU1088L	4	4474548	0	0	4474548	4.0311	4474548	0	4474548	4.0311	0	4.0311	0	0.0000	NA		4474548
	DSP SMALL CAP FUND	AAAJD0430B	1	4310625	0	0	4310625	3.8834	4310625	0	4310625	3.8834	0	3.8834	0	0.0000	NA		4310625
(b)	Venture Capital Funds																		
(c)	Alternate Investment Funds		2	1022973	0	0	1022973	0.9216	1022973	0	1022973	0.9216	0	0.9216	0	0.0000	NA		1022973
(d)	Foreign Venture Capital Investors																		
(e)	Foreign Portfolio Investors		42	9566237	0	0	9566237	8.6182	9566237	0	9566237	8.6182	0	8.6182	0	0.0000	NA		9566237
	MALABAR INDIA FUND LIMITED	AAFCM6589C	1	4898444	0	0	4898444	4.4130	4898444	0	4898444	4.4130	0	4.4130	0	0.0000	NA		4898444
	JWALAMUKHI INVESTMENT HOLDINGS	AACCJ6437F	1	2396067	0	0	2396067	2.1586	2396067	0	2396067	2.1586	0	2.1586	0	0.0000	NA		2396067
(f)	Financial Institutions / Banks		1	40923	0	0	40923	0.0369	40923	0	40923	0.0369	0	0.0369	0	0.0000	NA		40923
(g)	Insurance Companies																		
(h)	Provident Funds / Pension Funds																		
(i)	Any Other (specify)																		
	Sub Total		49	19956169	0	0	19956169	17.9785	19956169	0	19956169	17.9785	0	17.9785	0	0.0000	NA		19956169
(2)	Central Government / State Government(s) / President of India																		
(3)	Non-Institutions																		
(a)	Individuals-																		
	i. Individual shareholders holding nominal share capital upto Rs.2 lakhs		17122	8511921	0	0	8511921	7.6684	8511921	0	8511921	7.6684	0	7.6684	0	0.0000	NA		8072127
	ii. Individual shareholders holding nominal share capital in excess of Rs.2 lakhs		3	1527378	0	0	1527378	1.3760	1527378	0	1527378	1.3760	0	1.3760	0	0.0000	NA		1527378
(b)	NBFCs registered with RBI		2	2500	0	0	2500	0.0023	2500	0	2500	0.0023	0	0.0023	0	0.0000	NA		2500
(c)	Employee Trusts																		
(d)	Overseas Depositories (holding DRs) (balancing figure)																		

LA OPALA RG LTD.																		
Table III - Statement Showing shareholding pattern of the Public shareholder as on 31/12/2019																		
Category & Name of the Shareholders (I)	PAN (II)	Nos. of shareholders (III)	No. of fully paid up equity shares held (IV)	Partly paid-up equity shares held (V)	Nos. of shares underlying Depository Receipts (VI)	Total nos. shares held (VII)=(IV)+(V)+(VI)	Shareholding % calculated as per SCRR, 1957 As a % of (A+B+C2) (VIII)	Number of Voting Rights held in each class of securities (IX)				No of shares Underlying outstanding convertible securities (including Warrants) (X)	Shareholding as a % assuming full conversion of convertible securities (as a percentage of diluted share capital) (XI)=(VII)+(X) As a % of A+B+C2)	Number of Locked in shares (XII)		Number of shares pledged or otherwise encumbered (XIII)		Number of equity shares held in dematerialized form (XIV)
								No of Voting Rights			Total as a % of Total Voting rights			No. (a)	As a % of total shares held (b)	No. (Not applicable) (a)	As a % of total shares held (Not applicable) (b)	
								Class x	Class y	Total								
(e) Any Other (specify)		1004		813732														784503
Investor Education and Protection Fund Authority		1	247090	0	0	247090	0.2226	247090	0	247090	0.2226	0	0.2226	0	0.0000	NA		247090
Bodies Corporate		295	1058695	0	0	1058695	0.9538	1058695	0	1058695	0.9538	0	0.9538	0	0.0000	NA		1041695
Clearing Member		41	30892	0	0	30892	0.0278	30892	0	30892	0.0278	0	0.0278	0	0.0000	NA		30892
Non Resident Individual		660	1705161	0	0	1705161	1.5362	1705161	0	1705161	1.5362	0	1.5362	0	0.0000	NA		1540161
Trusts		5	60514	0	0	60514	0.0545	60514	0	60514	0.0545	0	0.0545	0	0.0000	NA		60514
Foreign Company		2	5034680	0	0	5034680	4.5357	5034680	0	5034680	4.5357	0	4.5357	0	0.0000	NA		5024680
WESTBRIDGE CROSSOVER FUND, LLC	AABCW1259M	1	5024680	0	0	5024680	4.5267	5024680	0	5024680	4.5267	0	4.5267	0	0.0000	NA		5024680
Sub Total		18131	18178831	0	0	18178831	16.3773	18178831	0	18178831	16.3773	0	16.3773	0	0.0000	NA		17547037
Total Public Shareholding (B)=(B)(1)+(B)(2)+(B)(3)		18180	38135000	0	0	38135000	34.3559	38135000	0	38135000	34.3559	0	34.3559	0	0.0000	NA		37503206



Table Iv - Statement Showing shareholding pattern of the Non Promoter - Non F shareholder as on 31/12/2019

Category & Name of the Shareholders (I)	PAN (II)	No of shareholders (III)	No. of fully paid up equity shares held (IV)	Partly paid-up equity shares held (V)	Nos. of shares underlying Depository Receipts (VI)	Total nos. shares held (VII)=(IV) + (V)+(VI)	Shareholding % calculated as per SCRR, 1957 As a % of (A+B+C2) (VIII)	Number of Voting Rights held in each class of securities (IX)			Total as a % of Total Voting rights	No of shares Underlying outstanding convertible securities (including Warrants) (X)	Total Shareholding as a % assuming full conversion of convertible securities (as a percentage of diluted share capital) (XI)=(VII)+(X) As a % of A+B+C2)	Number of Locked in shares (XII)		Number of shares pledged or otherwise encumbered (XIII)		Number of equity shares held in dematerialized form (XIV)	
								No of Voting Rights						No. (a)	As a % of total shares held (b)	No. (Not applicable) (a)	As a % of total shares held (Not applicable) (b)		
								Class x	Class y	Total									
(1) Custodian / DR Holder																			
(2) Employee Benefit Trust (under SEBI (Share based Employee Benefit) Regulations, 2014)																			
Total Non Promoter - Non Public Shareholding (C)=(C)(1)+(C)(2)			0	0	0	0	0.0000	0	0	0	0.0000	0	0.0000	0	0.0000	NA	NA		0



LA OPALA RG LTD.												
Annexure												
Table V - Statement showing details of significant beneficial owners as on 31/12/2019												
Details of the (SBO)			Details of the registered owner			Details of holding / exercise of right of the SBO in the reporting company, whether direct or indirect:					Date of creation / acquisition of significant beneficial interest	
(I)			(II)			Whether by virtue of: (III)					(IV)	
Sr No	Name	PAN / Passport No. in case of a foreign national	Nationality	Name	PAN / Passport No. in case of a foreign national	Nationality	Shares (%)	Voting rights (%)	Rights on distributable dividend or any other distribution (%)	Exercise of control	Exercise of significant influence	
1	Sushil Jhunjhunwala		India	GENESIS EXPORTS LIMITED	AAACG9811C	INDIAN						06/04/1995
2	Sushil Jhunjhunwala Karta of Sushil Jhunjhunwala HUF		India	GENESIS EXPORTS LIMITED	AAACG9811C	INDIAN						06/04/1995
3	Ajit Jhunjhunwala		India	GENESIS EXPORTS LIMITED	AAACG9811C	INDIAN						06/04/1995
4	Nidhi Jhunjhunwala		India	GENESIS EXPORTS LIMITED	AAACG9811C	INDIAN						06/04/1995
5	Gyaneshwari Devi Jhunjhunwala		India	GENESIS EXPORTS LIMITED	AAACG9811C	INDIAN						06/04/1995
	Total						51399000	46.3054				

